



PRIME MINISTER'S DEPARTMENT  
DEPARTMENT OF STATISTICS MALAYSIA

# 22<sup>nd</sup> PERDANA DISCOURSE SERIES @ PUTRAJAYA

## ENVISIONING MALAYSIA'S FUTURE EMPLOYMENT: TRENDS VS SKILLS

25 August 2021 | Thursday | 11.15 A.M.



20 OCT



2016 - 2030



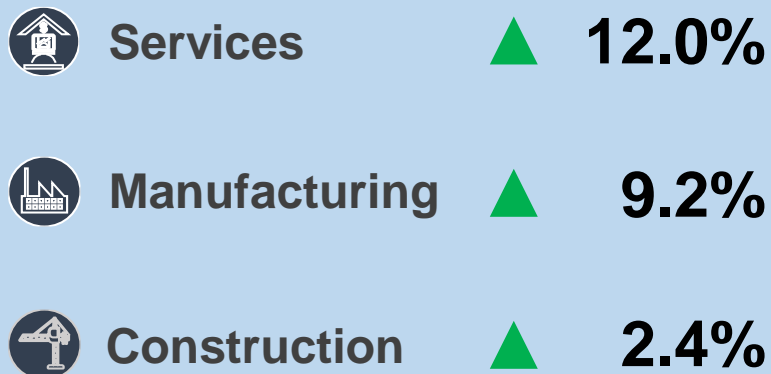
     
StatsMalaysia  
[www.DOSM.gov.my](http://www.DOSM.gov.my)





GDP **expanded** in Q2 2022 supported by **higher growth in Services and Manufacturing** sectors while **Construction** sector **rebounded**.

Percentage change (YoY, %)



Source: National Account, DOSM



Employed persons

**15.70** million  **3.2%**



Unemployment

**642** thousand  **0.9%**

**3.9% Unemployment Rate**

Labour market continued to improve as **employed persons** registered a **stronger growth**. **Unemployment** situation **eased significantly**, posting the **lowest number and rate** since the COVID-19 pandemic hit.



Time-related Underemployment

Percentage change (YoY)

**213** thousand **-35.4%** 

**1.4%** Rate **-0.8pp** 

Resumption of business operation at pre-pandemic hours attributed to **decrease** in TRU.

Note: pp = Percentage point

Source: Labour Force Survey, DOSM

# Jobs demand strengthened ...



## Rate of Filled Jobs

**97.8%**

of jobs in the economic sector filled with paid employees



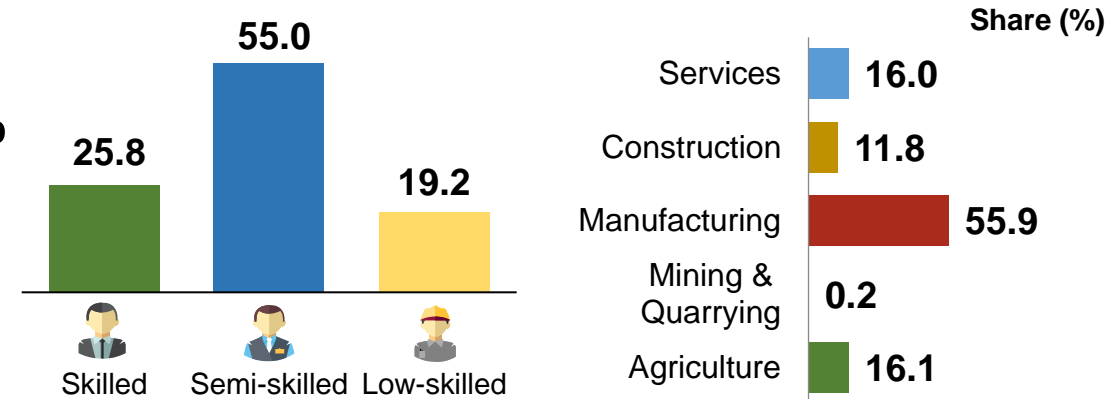
## Rate of Vacancies

**2.2%**

**191 thousand**  
Job vacancies **7.5%**

Increased in job vacancies following higher number of vacancies in **semi-skilled and skilled jobs.**

Majority are in **semi-skilled** category. By economic sector, more than half are in the Manufacturing sector.

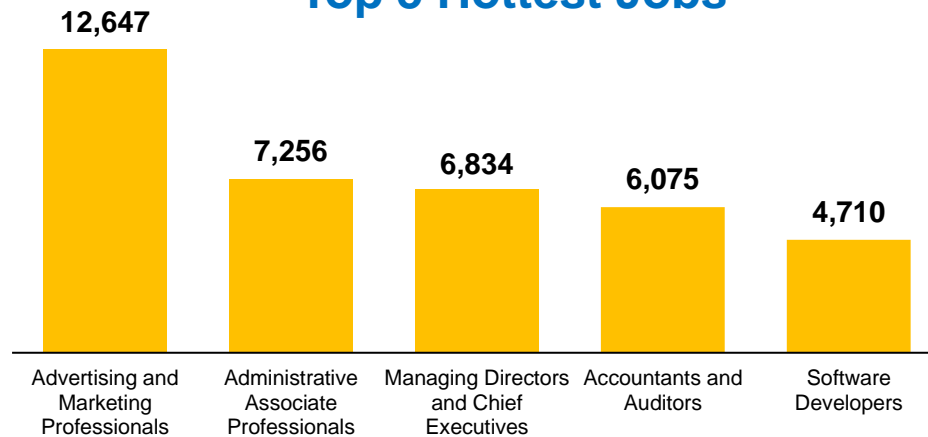


Source: Employment Statistics, DOSM

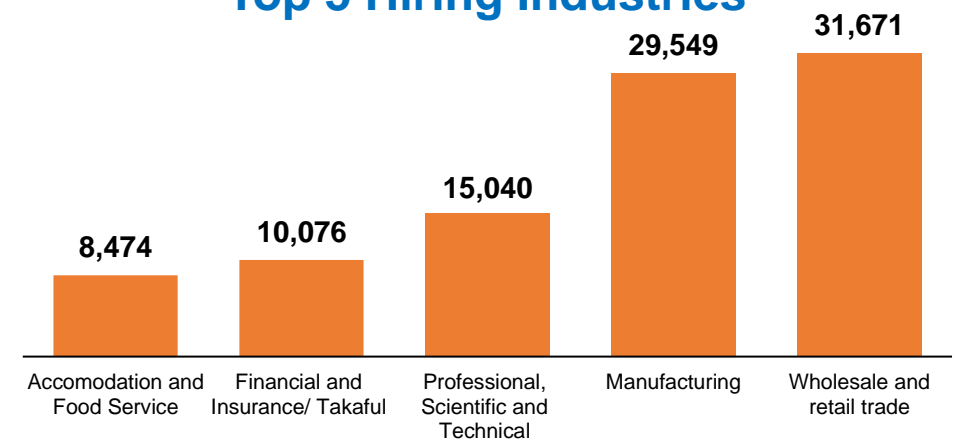


## JOB MARKET INSIGHTS Q1 2022

### Top 5 Hottest Jobs



### Top 5 Hiring Industries



**Note:** The information disclosed by the insights is based on web crawling technique gathering from four (4) popular and publicly accessible online job portals integrated into one database.

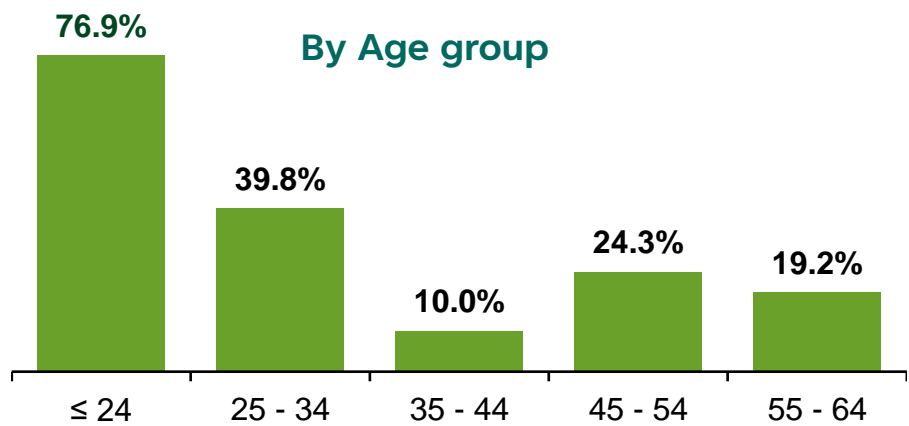
**Source:** Big Data Analytics, Job Market Insights, DOSM



**Graduate LFPR: 85.0%**  
**Graduate Unemployment Rate: 4.1%**

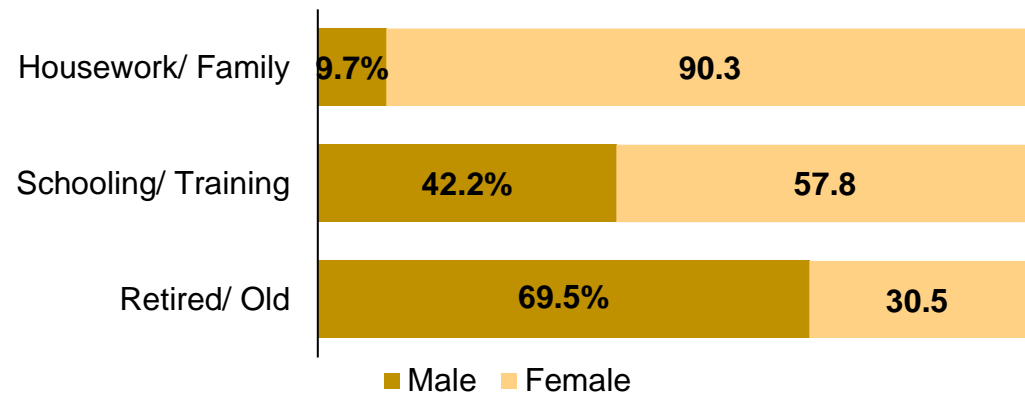
33.9 out of 100 employed graduates were in skill-related underemployment.  
SRU was more profound among youth graduates aged 24 years and below

### Graduate Skill-related Underemployment rate (SRU)



**Outside Labour Force 841 thousand**

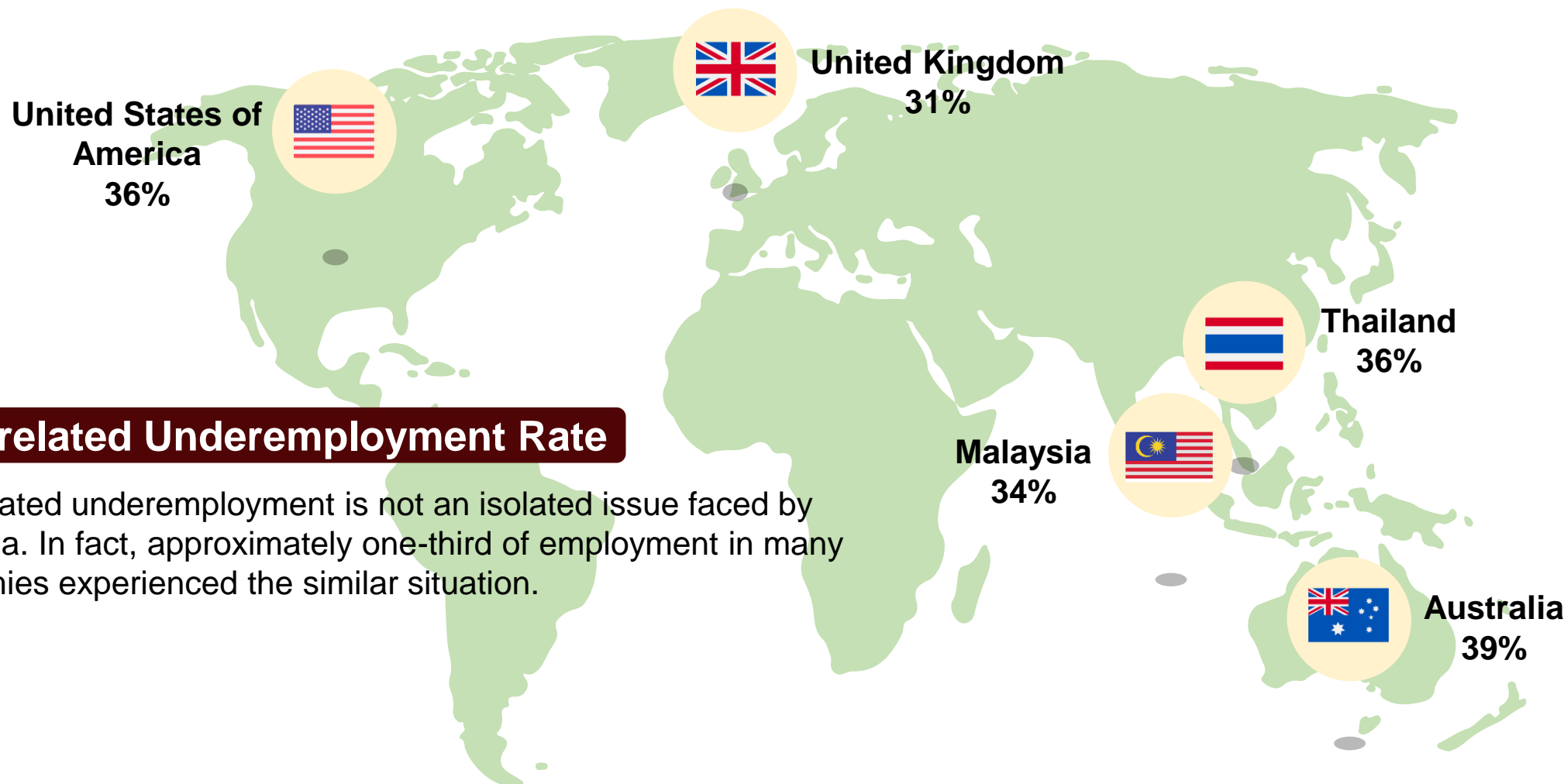
### Top 3 Reasons for not seeking work



92.5 per cent of graduates outside labour force did not seek for work due to **Housework/ Family responsibilities**; **Schooling/ Training**; and **Retired/ Old age**.

90 per cent of graduates outside the labour force due to **Housework/ Family responsibilities** were female.

# Skill-related underemployment in other countries ...



## Skill-related Underemployment Rate

Skill-related underemployment is not an isolated issue faced by Malaysia. In fact, approximately one-third of employment in many economies experienced the similar situation.

# Points to ponder ...



More than 90 per cent of businesses are MSMEs which employed 47.8 per cent of total employment.



## ECONOMIC STRUCTURE

Transition to high value-added services sector, where are we?



Is gig a sustainable and profitable option for future of work?



Graduates to be global citizens with a strong Malaysian identity.

## "STATISTICS BLOOM IN HARMONY"

Doesn't matter far or near  
Strength in numbers  
we don't live in fear

Birds of feather flock together  
Statistics our form of adour  
We, will always live it up

So let us live in solidarity  
And in the world arena we'll succeed  
It is statistics that will come to be  
The reason we will bloom in  
harmony

Everybody undivided  
Data's where our hearts reside in  
There will always be a bind

Just like fire that ignites  
That's how brightly lit our dreams are  
We'll reach higher than the stars

Sending love to one another  
Leaving no one in a slumber  
We will stand with unity

Mustering our courage while  
Embracing our disparities  
We'll achieve our victory

One dream with unity  
One love with harmony



"STATISTICS BLOOM  
IN HARMONY"  
VIDEO

<https://bit.ly/StatisticsBloomInHarmony>

# THANK YOU

#KELUARGA  
MALAYSIA



StatsMalaysia

[www.DOSM.gov.my](http://www.DOSM.gov.my)



2012-2022



2022



20 OCT



2016 - 2030



PSSN

